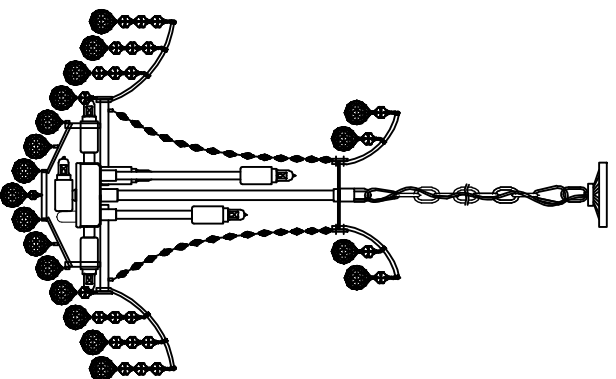



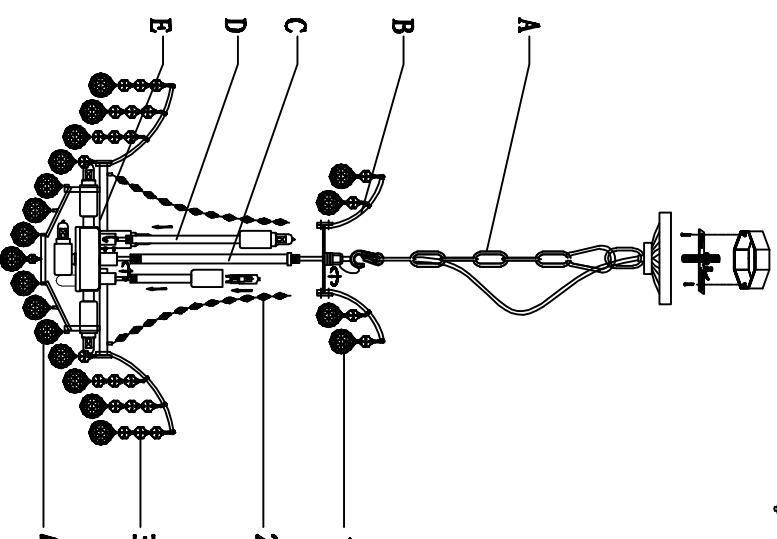
Trade Mark:  
CRYSTAL WORLD INC









Product Name: Pendant lamp  
Model :8010P20C  
120Vac, 60Hz,AC ONLY  
Lamp Size:Ø20"XH20"-H58"



## PENDANT LAMP ASSEMBLY INSTRUCTIONS

1. Put part (D) onto the part (E) .
2. Screw part(C) onto the lampbody(E) secure with screw.
3. Screw part(B) onto (C) .
4. Please fix (A) with (B).
5. Please wear gloves when you hanging the crystal.
6. Install bulbs( NOT INCLUDED),USE 120V G9  11"40W Max.



1		14mm x 11PCS		14mm x 11PCS		14mm x 3PCS		30mm x 11PCS
49PCS		30mm x 11PCS		24PCS		72PCS		36PCS

